

Pilot Guide to Airport Signs and Markings

Airport Signs — Action or Purpose

4-22 **TWY/RWY HOLD POSITION:**
Hold Short of Runway on
Taxiway

Also . . . **RWY/RWY HOLD POSITION:**
Hold Short of Intersecting
Runway

8-APCH **RWY APCH HOLD POSITION:**
Hold Short for Acft on
Approach

ILS **ILS HOLD POSITION:**
Hold Short of ILS Critical
Area


(No Entry Symbol) **NO ENTRY:** Identifies Paved
Areas Where Aircraft Entry
is Prohibited


(B Symbol) **TAXIWAY LOCATION:**
Identifies Taxiway on Which
Aircraft is Located

(22 Symbol) **RUNWAY LOCATION:**
Identifies Runway on Which
Aircraft is Located

(4 Symbol) **RUNWAY DISTANCE
REMAINING:** Identifies
Runway Length Remaining

 **RUNWAY BOUNDARY:**
Exit Boundary of Rwy
Protected Areas

 **ILS CRITICAL AREA
BOUNDARY:** Exit Boundar
of ILS Critical Area

 **RUNWAY EXIT:** Defines
Direction & Designation of
Exit Twy from Rwy

Also . . . **TWY DIRECTION:** Defines
Direction & Designation of
Intersecting Taxiway(s)

(22 Up Arrow Symbol) **OUTBOUND DESTINATION:**
Defines Directions to
Take-Off Runways







(MIL Symbol) **INBOUND DESTINATION:**
Defines Directions for
Arriving Aircraft

 **TAXIWAY ENDING MARKE**
Indicates Twy Does Not
Continue

 **DIRECTION SIGN ARRAY:**
Identifies Location in
Conjunction with Multiple
Intersecting Taxiways

If in
Doubt
Ask!

ATCT Light Gun Signals

Color and Type of Signal	Aircraft on the Ground
STEADY GREEN 	Cleared for Takeoff
FLASHING GREEN 	Cleared to Taxi
STEADY RED 	STOP
FLASHING RED 	Taxi Clear of the Runway in Use
FLASHING WHITE 	Return to Starting Point on Airport
ALTERNATING RED/GREEN 	Exercise Extreme Caution

Elevated
Guard Lights
Hold Short



In-Pavement
Guard Lights
Hold Short



Pilot Guide to Airport Signs and Markings

Help Prevent
Runway Incursions

"READ BACK"
Your Air Traffic
Clearance!

Airport Markings



HOLDING POSITION:
Hold Short of Intersecting Rwy
Also Land and Hold Short Marking



ILS CRITICAL AREA:
Hold Short During IMC
Conditions



TAXIWAY/TAXIWAY HOLDING POSITION: Hold Short of Intersecting Taxiway When Directed by ATC



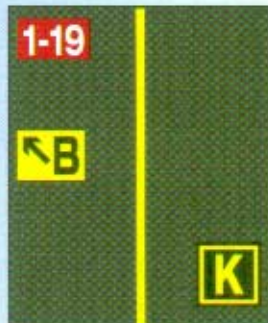
MOVEMENT AREA BOUNDARY:
Defines Boundary of Movement Area and Non-Movement Area



TAXIWAY EDGE: Defines Edge of Usable Full Strength Taxiway Pavement. Adjoining Pavement NOT Usable



DASHED TAXIWAY EDGE: Defines Edge Taxiway Where Adjoining Pavement or Apron IS Available for Taxi



SURFACE PAINTED HOLDING POSITION: Hold Short of Intersecting Runway on Twy

SURFACE PAINTED TAXIWAY DIRECTION: Direction & Designation of Intersecting Twy

SURFACE PAINTED TAXIWAY LOCATION: Identifies Twy on Which Aircraft is Located